

# iPhone® 5s & iPhone 5c

PORTABLE GENIUS



WILEY



# iPhone® 5s and iPhone® 5c

PORTABLE GENIUS

by Paul McFedries

WILEY

iPhone® 5s and iPhone® 5c Portable Genius

Published by  
John Wiley & Sons, Inc.  
10475 Crosspoint Blvd.  
Indianapolis, IN 46256  
[www.wiley.com](http://www.wiley.com)

Copyright © 2014 by John Wiley & Sons, Inc., Indianapolis, Indiana

Published simultaneously in Canada

ISBN: 978-1-118-67779-7

Manufactured in the United States of America

10 9 8 7 6 5 4 3 2 1

No part of this publication may be reproduced, stored in a retrieval system or transmitted in any form or by any means, electronic, mechanical, photocopying, recording, scanning or otherwise, except as permitted under Sections 107 or 108 of the 1976 United States Copyright Act, without either the prior written permission of the Publisher, or authorization through payment of the appropriate per-copy fee to the Copyright Clearance Center, 222 Rosewood Drive, Danvers, MA 01923, (978) 750-8400, fax (978) 646-8600. Requests to the Publisher for permission should be addressed to the Permissions Department, John Wiley & Sons, Inc., 111 River Street, Hoboken, NJ 07030, 201-748-6011, fax 201-748-6008, or online at <http://www.wiley.com/go/permissions>.

**Limit of Liability/Disclaimer of Warranty:** The publisher and the author make no representations or warranties with respect to the accuracy or completeness of the contents of this work and specifically disclaim all warranties, including without limitation warranties of fitness for a particular purpose. No warranty may be created or extended by sales or promotional materials. The advice and strategies contained herein may not be suitable for every situation. This work is sold with the understanding that the publisher is not engaged in rendering legal, accounting, or other professional services. If professional assistance is required, the services of a competent professional person should be sought. Neither the publisher nor the author shall be liable for damages arising herefrom. The fact that an organization or Web site is referred to in this work as a citation and/or a potential source of further information does not mean that the author or the publisher endorses the information the organization of Web site may provide or recommendations it may make. Further, readers should be aware that Internet Web sites listed in this work may have changed or disappeared between when this work was written and when it is read.

For general information on our other products and services or to obtain technical support, please contact our Customer Care Department within the U.S. at (877) 762-2974, outside the U.S. at (317) 572-3993 or fax (317) 572-4002.

Wiley publishes in a variety of print and electronic formats and by print-on-demand. Some material included with standard print versions of this book may not be included in e-books or in print-on-demand. If this book refers to media such as a CD or DVD that is not included in the version you purchased, you may download this material at <http://booksupport.wiley.com>. For more information about Wiley products, visit [www.wiley.com](http://www.wiley.com).

Library of Congress Control Number: 2013942769

**Trademarks:** Wiley and the Wiley logo are trademarks or registered trademarks of John Wiley and Sons, Inc. and/or its affiliates in the United States and/or other countries, and may not be used without written permission. iPhone is a registered trademark of Apple, Inc. All other trademarks are the property of their respective owners. John Wiley & Sons, Inc. is not associated with any product or vendor mentioned in this book.

# Credits

## Acquisitions Editor

Aaron Black

## Project Editor

Cricket Kregel

## Technical Editor

Paul Sellars

## Copy Editor

Marylouise Wiack

## Editorial Director

Robyn Siesky

## Business Manager

Amy Knies

## Senior Marketing Manager

Sandy Smith

## Vice President and Executive

Group Publisher

Richard Swadley

## Vice President and Executive Publisher

Barry Pruett

## Project Coordinator

Patrick Redmond

## Graphics and Production Specialists

Jennifer Goldsmith

Andrea Hornberger

## Proofreading and Indexing

Shannon Ramsey

Potomac Indexing, LLC

# About the Author

**Paul McFedries**

is a full-time technical writer. Paul has been authoring computer books since 1991 and has more than 85 books to his credit. Paul's books have sold more than four million copies worldwide. These books include the Wiley titles *iPad and iPad mini Portable Genius*; *Macs Portable Genius Second Edition*; *MacBook Air Portable Genius, Fourth Edition*; *Switching to a Mac Portable Genius, Second Edition*; *Teach Yourself VISUALLY Macs, Third Edition*; *Teach Yourself VISUALLY OS X Mavericks*; and *The Facebook Guide for People Over 50*. Paul is also the proprietor of Word Spy ([www.wordspy.com](http://www.wordspy.com)), a website that tracks new words and phrases as they enter the English language. Paul encourages everyone to drop by his personal website at [www.mcfedries.com](http://www.mcfedries.com), or to follow him on Twitter at [www.twitter.com/paulmcf](http://www.twitter.com/paulmcf) and [www.twitter.com/wordspy](http://www.twitter.com/wordspy).

# Acknowledgments

Another year,

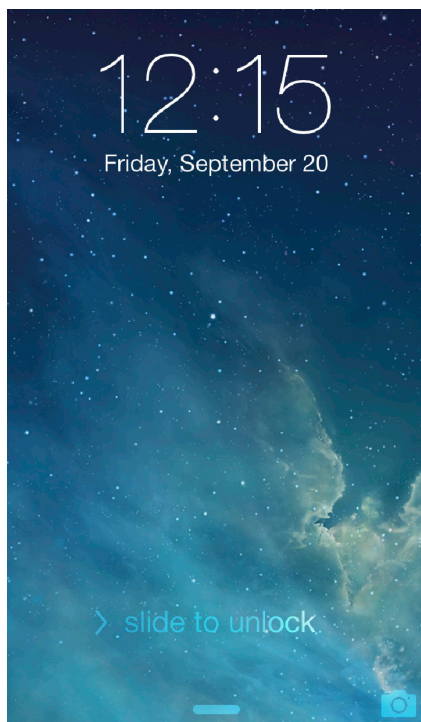
another iPhone, and another edition of iPhone Portable Genius. I enjoy working on this book so much that I almost look forward to writing the new book more than using the new phone (almost!). Why? For starters, it's just pure fun to write about what's new and noteworthy in the new iPhone, particularly the lesser-known features that can make your life easier and more efficient. More than that, however, I get to work with a great bunch of professionals at Wiley. There's a list of all the people who contributed to the making of this book a couple of pages back, and I extend a hearty thanks to all of them for their hard work and competence. A few of those people I had the pleasure of working with directly, including Acquisitions Editor Aaron Black, Project Editor Cricket Krengel, and Copy Editor Marylouise Wiack. Many thanks to each of you for the skill, professionalism, sense of humor, and general niceness that made my job infinitely easier and made this a better book.

# Contents

Acknowledgments	vii
Introduction	xviii

## chapter 1

How Do I Start Using My iPhone?	2
---------------------------------	---



Using the Home Button	4
Working with the Sleep/Wake Button	5
Sleeping and waking the iPhone	6
Powering the iPhone on and off	6
Silencing or declining a call	6
Working with the Ring/Silent Switch	7
Operating the Volume Controls	8
Getting to Know the Rest of the iPhone	8
Operating the Touchscreen	12
Navigating the touchscreen	12
Searching your iPhone	12
Typing on the keyboard	14
Running Your iPhone from the Control Center	18



## chapter 2

### How Do I Configure My iPhone?

20




Customizing the Home Screen	22
Creating an app folder	23
Adding a Safari web clip to the Home screen	24
Resetting the default Home screen layout	25
Working with App Notifications	25
Displaying the Notification Center	26
Customizing notifications	26
Configuring Do Not Disturb settings	28
More Useful iPhone Configuration Techniques	29
Changing the name of your iPhone	29
Turning sounds on and off	30
Customizing the keyboard	31
Creating text shortcuts	33
Configuring Siri	34
Signing in to your Facebook account	35
Using Siri to update Facebook	36

Signing in to your Twitter account	37
Using Siri to send a tweet	38
Controlling your privacy	38
Resetting the iPhone	38
Protecting Your iPhone	40
Locking your iPhone with a passcode	40
Unlocking your iPhone with a fingerprint	42
Configuring your iPhone to sleep automatically	43
Backing up your iPhone	44
Configuring parental controls	44
Locating and protecting a lost iPhone	46
Enhancing Your iPhone with Apps	51
Accessing the App Store on your computer	51
Accessing the App Store on your iPhone	52
Syncing apps	53
Multitasking apps	53
Using Siri to launch an app	55

## chapter 3

### How Do I Connect My iPhone to a Network?

56



Connecting to a Wi-Fi Network	58
Making your first connection	58
Connecting to known networks	59
Connecting to a hidden Wi-Fi network	59
Stopping incessant Wi-Fi network prompts	60
Forgetting a Wi-Fi network	61
Turning off the Wi-Fi antenna	61
Setting Up Your iPhone as an Internet Hub	62
Activating the Personal Hotspot	63
Connecting to the hotspot using Wi-Fi	63
Connecting to the hotspot using Bluetooth	64
Connecting to the hotspot using USB	65
Keeping an Eye on Your Data Usage	66
Controlling Network Data	66
Turning off LTE	67
Turning off cellular data	67
Controlling cellular data usage	68
Turning off data roaming	68
Switching your iPhone to Airplane mode	69
Pairing Your iPhone to Bluetooth Devices	70
Making your iPhone discoverable	71
Pairing your iPhone with a Bluetooth keyboard	71
Pairing your iPhone with a Bluetooth headset	72
Selecting a paired headset as the audio output device	73
Unpairing your iPhone from a Bluetooth device	73

## chapter 4

### How Can I Get More Out of the Phone App?

74



Understanding Cellular Speeds	76
Working with Outgoing Calls	76
Making calls quickly	76
Automatically dialing extensions or menu options	78
Voice dialing a call with Siri	79
Configuring your iPhone not to show your caller ID	80
Handling Incoming Calls	80
Silencing an incoming call	81
Sending an incoming call directly to voicemail	81
Replying with a message	82
Setting a callback reminder	83
Turning off the call waiting feature	84
Blocking incoming calls	84
Forwarding calls to another number	85
Juggling Multiple Calls and Conference Calls	86
Managing Your Favorites List	88
Converting a Phone Number into a Contact	90
Video Calling with FaceTime	91
Initiating a FaceTime call	91
Disabling FaceTime	93

## chapter 5

### How Can I Make the Most of iPhone Web Surfing? 94



Touchscreen Tips for Websites	96
Browsing Tips for Faster Surfing	98
Opening and managing multiple browser pages	98
Working with iCloud tabs	100
Opening a page in the background	101
Viewing a page without distractions	101
Adding bookmarks manually	103
Managing your bookmarks	104
Surfing links from your Twitter feed	104
Saving a page to read later	105
Retracing your steps with the handy History list	106
Filling in Online Forms	106
Turning on AutoFill for faster form input	108
Saving website login passwords	109
Getting More Out of Safari on Your iPhone	110
Maintaining your privacy by deleting the History list	110
Deleting website data	111

Browsing privately	112
Tweeting a web page	112
Sharing a link on Facebook	113
Changing the default search engine	114
Searching web page text	114
Searching the web with Siri voice commands	115
Sharing a link via AirDrop	116

## chapter 6

### How Do I Maximize iPhone E-mail? 118



Managing Your iPhone E-mail Accounts	120
Adding an account by hand	120
Specifying the default account	123
Temporarily disabling an account	123
Deleting an account	124
Switching to another account	124
Configuring E-mail Accounts	125
Managing multiple devices by leaving messages on the server	125
Fixing outgoing e-mail problems by using a different server port	126
Configuring authentication for outgoing mail	128

Configuring E-mail Messages	128	Synchronizing Your iPhone Automatically	143
Processing e-mail faster by identifying messages sent to you	128	Bypassing the automatic sync	144
Creating e-mail VIPs	129	Troubleshooting automatic syncing	144
Placing a phone call from an e-mail message	130	Synchronizing Your iPhone Manually	145
E-mailing a link to a web page	131	Synchronizing Your iPhone via Wi-Fi	146
Creating iCloud message folders	132	Synchronizing Information with Your iPhone	146
Formatting e-mail text	133	Syncing your contacts	147
Creating a custom iPhone signature	134	Syncing your calendar	148
Disabling remote images in messages	134	Syncing your e-mail account	150
Preventing Mail from organizing messages by thread	135	Syncing your bookmarks	151
Marking all messages as read	136	Syncing your notes	152
Configuring your Exchange ActiveSync settings	136	Merging data from two or more computers	153
Controlling e-mail with Siri voice commands	138	Handling sync conflicts	154
		Handling large iPhone-to-computer sync changes	155
		Replacing your iPhone data with fresh info	156

## chapter 7

### How Do I Synchronize My iPhone? 140

Wednesday

24



Connecting Your iPhone to Your Computer	142	Synchronizing Media with Your iPhone	158
Connecting via USB	142	Syncing music and music videos	158
Connecting via Wi-Fi	143	Syncing podcasts	162
		Syncing audiobooks	163
		Syncing movies	163
		Syncing TV show episodes	165
		Syncing e-books	166
		Syncing computer photos to your iPhone	166
		Syncing iPhone photos to your computer	168
		Syncing photos via iCloud	171
		Preventing your iPhone from sending photos to your computer	171
		Syncing media with two or more computers	173

## chapter 8

### How Can I Get More Out of Audio Features on My iPhone? 174



Using Audio Accessories with Your iPhone	176
Getting More Out of the Music App	177
Rating a song	177
Browsing album covers	178
Controlling music with Siri voice commands	179
Turning off the Shake to Shuffle feature	180
Answering an incoming call while listening to music on the headset	180
Listening to a shared iTunes library	181
Using AirPlay to stream iPhone audio	182
Listening to iTunes Radio	182
Getting More Out of the iTunes App	184
Creating a custom iTunes menu bar	184
Redeeming an iTunes gift card	185

Creating a Custom Ringtone	186
Using iTunes to create a custom ringtone	186
Using GarageBand to create a custom ringtone	188
Syncing ringtones	190
Working with Playlists	190
Creating a favorite tunes playlist for your iPhone	191
Creating a playlist on your iPhone	192
Customizing Your Audio Settings	193

## chapter 9

### How Do I Max Out My iPhone's Photo and Video Features? 196



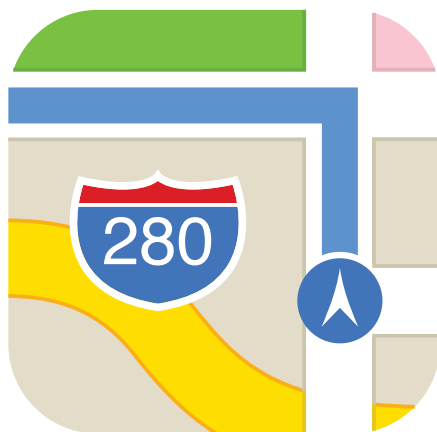
Getting More Out of iPhone Photos	198
Understanding the iPhone camera features	198
Taking a panoramic photo	200
Taking High Dynamic Range photos	201
Scrolling, rotating, zooming, and panning photos	203



Assigning physical addresses to a contact	236
Creating a custom label	237
Adding extra fields to a contact	238
Creating a new contact from an electronic business card	239
Sending and receiving a contact via AirDrop	239
Working with Facebook contacts	240
Managing contacts with Siri voice commands	240
Tracking Your Events	241
Adding an event to your calendar	241
Editing an existing event	243
Setting up a repeating event	243
Converting an event to an all-day event	244
Adding an alert to an event	245
Controlling events with Siri voice commands	246
Handling Microsoft Exchange meeting requests	247
Subscribing to a calendar	249
Creating Reminders	250
Setting a reminder for a specific time	250
Setting a reminder for a specific location	251
Creating a new list	252
Completing a reminder	252
Deleting a reminder	252
Setting the default Reminders list	253
Setting reminders with Siri voice commands	253
Working with Passes	254

## chapter 11

### How Do I Use My iPhone to Navigate My World? 256



Finding Your Way with Maps and GPS	258
Searching for a destination	258
Getting info about a destination	259
Flying over your destination	260
Displaying your current location	261
Displaying a map of a contact's location	262
Mapping an address from an e-mail	263
Saving a location as a bookmark for easier access	263
Specifying a location when you don't know the exact address	264
Getting directions to a location	265
Getting live traffic information	266
Controlling Maps with Siri voice commands	267